

RESOLUTION NO. 5-12

A RESOLUTION OF THE OVERSIGHT BOARD OF THE CITY OF RICHMOND AS SUCCESSOR AGENCY TO THE DISSOLVED RICHMOND COMMUNITY REDEVELOPMENT AGENCY APPROVING A CORRECTED FIRST RECOGNIZED OBLIGATION PAYMENT SCHEDULE PURSUANT TO HEALTH AND SAFETY CODE SECTION 34177(I)

WHEREAS, pursuant to Health and Safety Code section 34173(d), the City of Richmond ("RCRA Successor Agency") is the successor agency to the dissolved Richmond Community Redevelopment Agency ("Agency"), confirmed by Resolution No.4-12 adopted on January 24, 2012; and

WHEREAS, Health and Safety Code section 34179(a) provides that each successor agency shall have an oversight board composed of seven members; and

WHEREAS, the Oversight Board is the RCRA Successor Agency's oversight board pursuant to Health and Safety Code section 34179(a); and

WHEREAS, Health and Safety Code section 34177(1)(2), as modified by the Supreme Court opinion in *California Redevelopment Association, et al. v. Ana Matosantos, et al.*, Case No. S194861 ("Legal Action"), requires the RCRA Successor Agency to prepare an initial draft of a "recognized obligation payment schedule" ("ROPS") by March 1, 2012, listing outstanding obligations of the Agency to be performed by the RCRA Successor Agency during the time period from February 1, 2012, through June 30, 2012; and

WHEREAS, Health and Safety Code section 34177(1)(2) requires the RCRA Successor Agency to submit the initial draft of the ROPS to either the County of Contra Costa Auditor-Controller, or its designee, for the auditor's review and certification as to the accuracy of the ROPS; and

WHEREAS, Health and Safety Code section 34180(g) requires the Oversight Board to approve the RCRA Successor Agency's establishment of the ROPS prior to the RCRA Successor Agency acting upon the ROPS; and

WHEREAS, RCRA Successor Agency staff has prepared an initial draft of the ROPS and submitted it to the County of Contra Costa Auditor-Controller prior to March 1, 2012; and

WHEREAS, the County of Contra Costa Auditor-Controller is reviewing the initial draft of the ROPS as to its accuracy; and

WHEREAS, the Department of Finance has provided comments to the Draft ROPS submitted by the Successor Agency Staff on April 26, 2012; and

WHEREAS, the corrected First ROPS addresses the comments received from the Department of Finance on May 1, 2012.

NOW, THEREFORE, THE OVERSIGHT BOARD OF THE CITY OF RICHMOND AS SUCCESSOR AGENCY TO THE DISSOLVED RICHMOND COMMUNITY REDEVELOPMENT AGENCY:

SECTION 1. Recitals. The Recitals set forth above are true and correct and are incorporated into this Resolution by this reference.

SECTION 2. CEQA Compliance. The approval of the ROPS through this Resolution does not commit the Oversight Board to any action that may have a significant effect on the environment. As a result, such action does not constitute a project subject to the requirements of the California Environmental Quality Act.

SECTION 3. Approval of the ROPS. The Oversight Board hereby approves and adopts the ROPS, in substantially the form attached to this Resolution as Exhibit A, pursuant to Health and Safety Code Section 34177.

SECTION 4. Implementation. The Oversight Board hereby directs the RCRA Successor Agency to submit copies of the ROPS approved by the Oversight Board to the County of Contra Costa Auditor-Controller, the State of California Controller and the State of California Department of Finance after the effective date of this Resolution or, if the State of California Department of Finance requests review of the ROPS prior to the effective date of this Resolution, upon approval of the ROPS by the State of California Department of Finance, and to post the ROPS on the RCRA Successor Agency's website.

SECTION 5. Severability. If any provision of this Resolution or the application of any such provision to any person or circumstance is held invalid, such invalidity shall not affect other provisions or applications of this Resolution that can be given effect without the invalid provision or application, and to this end the provisions of this Resolution are severable. The Oversight Board declares that the Oversight Board would have adopted this Resolution irrespective of the invalidity of any particular portion of this Resolution.

SECTION 6. Effective Date. Pursuant to Health and Safety Code section 34179(h), all actions taken by the Oversight Board may be reviewed by the State of California Department of Finance, and, therefore, this Resolution shall not be effective for three (3) business days, pending a request for review by the State of California Department of Finance.

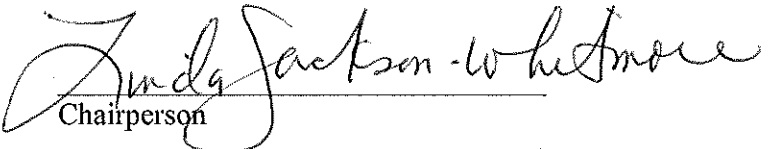
I certify that the foregoing Resolution was passed and adopted by the Oversight Board, at a regular meeting held on May 17, 2012 by the following vote:

AYES: Boardmembers Dotson, Johnson, Lee, Marquez, Vice Chairperson Smalley,
Chairperson Jackson-Whitmore.

NOES:None.

ABSENT: Boardmember Gamba.

ABSTAIN: None.


Chairperson

ATTEST:



Oversight Board Secretary

EXHIBIT A

FIRST CORRECTED RECOGNIZED OBLIGATION PAYMENT SCHEDULE


[Attached behind this page]

RECOGNIZED OBLIGATION PAYMENT SCHEDULE - CONSOLIDATED
FILED FOR THE Jan. 1, 2012 to June 30, 2012 PERIOD

Name of Successor Agency City of Richmond

	Current	
	Total Outstanding Debt or Obligation	Total Due During Fiscal Year
Outstanding Debt or Obligation	\$ 324,742,740.00	\$ 10,398,811.00
	Total Due for Six Month Period	
Outstanding Debt or Obligation	\$ 10,398,811.00	
Available Revenues other than anticipated funding from RPTTF	\$ 1,704,330.00	
Enforceable Obligations paid with RPTTF	\$ 7,979,865.00	
Administrative Cost paid with RPTTF	\$ 429,558.00	
Pass-through Payments paid with RPTTF	\$ 285,058.00	
Administrative Allowance (greater of 3% of anticipated Funding from RPTTF or 250,000. Note: Calculation should not include pass-through payments made with RPTTF. The RPTTF Administrative Cost figure above should not exceed this Administrative Cost Allowance figure)	\$ 398,993.25	

Certification of Oversight Board Chairman:
Pursuant to Section 34177(l) of the Health and Safety code,
I hereby certify that the above is a true and accurate Recognized
Enforceable Payment Schedule for the above named agency.


Linda Jackson-Whitmore
Chair

5/17/12

Signature Date

RECOGNIZED OBLIGATION PAYMENT SCHEDULE
Per AB 26 - Section 34177

Project Name / Debt Obligation	Payee	Description	Total Outstanding Debt or Obligation	Totals Due During the Six-Month Period Only	Funding Source	Payable from the Redevelopment Property Tax Trust Fund (RPTTF)						
						Payments by month						
						Jan. 2012	Feb. 2012	March 2012	April 2012	May 2012	June 2012	Total
1 1998 Tax Allocation Refunding Bond	US Bank	Refinance a portion of 1991 TARF; fund capital improvement projects	30,058,936	2,340,462	RPTTF	266,731				2,073,731		2,340,462
2 2000A Tax Allocation Bond	Union Bank	Fund capital improvement projects	19,070,480	356,875	RPTTF		356,875					356,875
3 2003A Tax Allocation Revenue Bond	Union Bank	Fund capital improvement projects	22,167,117	355,844	RPTTF		355,844					355,844
4 2003B Tax Allocation Revenue Bond	Union Bank	Fund capital improvement projects	18,076,003	336,219	RPTTF							336,219
5 2004A Tax Allocation Revenue Bond (2/3)	Union Bank	Fund capital improvement projects	15,123,784	243,090	RPTTF		243,090					243,090
6 Section 108 Loan	HUD	Finance costs related to the Ford Assembly Building Project	3,780,590	60,675	RPTTF	60,675						60,675
7 2010A Tax Allocation Refunding Bond	Union Bank	Refund all outstanding 2007A Bonds	63,406,895	0	RPTTF							0
8 SERAF Payment	State of California	Finance SERAF	14,267,871	244,043	RPTTF				244,043			244,043
9 2000B Tax Allocation Bonds (Housing)	Union Bank	Loaned to the Agency to provide funding for capital improvements of the	4,719,330	121,633	RPTTF		121,633					121,633
10 Wells Fargo Bank Loan (Housing)	Wells Fargo Bank	Predevelopment and line of credit to non profit developers	545,000	1,875	RPTTF			1,875				1,875
11 2004A Tax Allocation Revenue Bond (1/3 Housing)	Union Bank	Fund low/moderate income housing projects	7,561,892	121,545	RPTTF		121,545					121,545
12 2004B Tax Allocation Revenue Bond (Housing)	Union Bank	Fund low/moderate income housing projects	2,209,029	32,269	RPTTF		32,269					32,269
13 Section 108 Loan (Housing)	HUD	Finance costs related to the North Richmond Iron Triangle Project	4,217,240	90,597	RPTTF	90,597						90,597
14 2007B Tax Allocation Capital Appreciation Bond (Housing)	Union Bank	Finance low and moderate income housing activities	22,880,000	0	RPTTF							0
15 CalHFA Loan	CalHFA	Finance acquisition, construction, of homeownership and multifamily rei	1,300,000	0	RPTTF							0
16 Employee Costs	Employees of Agency	Business Assistance Officer, Community Development Program Manager, Attorney	17,899,685	1,789,968	RPTTF	298,328	298,328	298,328	298,328	298,328	298,328	1,789,968
17 General Liability Insurance	City of Richmond	Insurance for Agency	770,000	76,998	RPTTF	12,833	12,833	12,833	12,833	12,833	12,833	76,998
18 IT, Telecommunications, support, licensing and fees	City of Richmond	IT, Telecom, licensing, support	1,654,940	165,492	RPTTF	27,582	27,582	27,582	27,582	27,582	27,582	165,492
19 Indirect Costs	City of Richmond	Human Resources, City Clerk, Finance, Mayor, City Council, Cit	2,466,770	246,678	RPTTF	41,113	41,113	41,113	41,113	41,113	41,113	246,678
20 Façade Improvement Program	Ahmed Obaid	For façade improvement of business	4,274	2,137	RPTTF	356.21	356.21	356.21	356.21	356.21	356.21	2,137
21 Façade Improvement Program	Nancy Gabay	For façade improvement of business	8,685	4,342	RPTTF	723.74	723.74	723.74	723.74	723.74	723.74	4,342
22 Façade Improvement Program	Fox Design Group	For façade improvement of business	18,382	9,191	RPTTF	1,531.79	1,531.79	1,531.79	1,531.79	1,531.79	1,531.79	9,191
23 Façade Improvement Program	Park Florist	For façade improvement of business	53,784	26,892	RPTTF	4,481.98	4,481.98	4,481.98	4,481.98	4,481.98	4,481.98	26,892
24 Façade Improvement Program	Arlington Financial	For façade improvement of business	29,649	14,824	RPTTF	2,470.74	2,470.74	2,470.74	2,470.74	2,470.74	2,470.74	14,824
25 Façade Improvement Program	Local Businesses	Various façade improvements in progress	189,000	189,000	RPTTF				63,000.00	63,000.00	63,000.00	189,000
26 Grant Consulting/Legal services	Michael Bernick		16,525	8,262	RPTTF	1,377	1,377	1,377	1,377	1,377	1,377	8,262
27 Contract for Consulting Services	Seifel Consulting	Economic development strategies	3,014	1,506	RPTTF	251	251	251	251	251	251	1,506
28 Contract for Loan Services	Amerinational	Service a variety of agency loans	21,567	10,782	RPTTF	1,797	1,797	1,797	1,797	1,797	1,797	10,782
29 Contract for Credit Report Services	Experian Informational	Credit report services for loan borrowers	799	402	RPTTF	67	67	67	67	67	67	402
30 Contract for Consulting Services	City Data Services		19,935	9,966	RPTTF	1,661	1,661	1,661	1,661	1,661	1,661	9,966
31 Contract for Legal Services	S Goldfarb		67,425	33,714	RPTTF	5,619	5,619	5,619	5,619	5,619	5,619	33,714
32 Contract for Website Services	T324 Inc	Updating and hosting Business to Business website	388	388	RPTTF							388
33 Contract for Appraisal Services	Sturgis-Bright	Appraisal services for properties	19,950	9,978	RPTTF	1,663	1,663	1,663	1,663	1,663	1,663	9,978
34 Contract for Legal Services	Lynn M Suter		3,608	1,806	RPTTF	301	301	301	301	301	301	1,806
35 Contract for File Storage	Recall	Offsite storage of documents	7,055	3,528	RPTTF	588	588	588	588	588	588	3,528
36 Contract for Consulting Services	Fraser & associates	Financial Consultant	7,500	3,750	RPTTF	625	625	625	625	625	625	3,750
37 Contract for Equipment Leases	Xerox Corporation	Copier/Printer/Fax lease contract	38,000	10,086	RPTTF	1,681	1,681	1,681	1,681	1,681	1,681	10,086
38 Contract for Shipping	Federal Express	Overnight shipping	5,000	2,184	RPTTF	364	364	364	364	364	364	2,184
39 Façade Improvement Program	Eloisa F Martin	For façade improvement of business	71	71	RPTTF							71
40 Contract for Project Monitoring	City of Richmond Employment &	Monitoring of Certified Payroll/Workforce Ordinance	375,000	75,000	RPTTF	12,500	12,500	12,500	12,500	12,500	12,500	75,000
41 Vernon Castro Project	City of Richmond	Site clean up to abide by city ordinance	5,000	5,000	RPTTF						5,000	5,000
42 Infill Phase II/Fibert Townhomes Project (Housing)	CHDC (Community Housing Dev	Loan to construct approx. 42 Low/Mod town homes	5,756,000	0	RPTTF							0
43 45 First Street Project	Housing and Urban Developme	Along with CDBG grant funds to build low/mod homes	600,000	600,000	RPTTF					600,000		600,000
44 Contra Costa County	Contra Costa County	Assessment taxes on agency owned property	118,000	0	RPTTF				0			0
45 Crescent Park Bond Monitoring	Contra Costa County	Conduit Bond Monitoring	19,750	19,750	RPTTF				19,750			19,750
46 Contract for tax verification services	MuniServices	Property tax audits	53,043	53,043	RPTTF					53,043		53,043
47 Cal Home Loans	State of California	Reimbursement for rehabilitation loans	1,200,000	300,000	RPTTF				100,000	100,000	100,000	300,000
48 Unfunded Pension Liability	California Public Employees Ret	Cost of unfunded pensions	1,648,056	0	RPTTF							0
49 Compensated Absences	Employees of Agency	Cost of vacation and severance pay	1,186,809	0	RPTTF							0
50 Metrowalk Phase II and BART Garage Project	Various	Developer agreement	5,991,092	0	RPTTF							0
51 Bradley A Moody Memorial Underpass Project	Various	Grant agreement	6,273,450	0	RPTTF							0
Totals - This Page (RPTTF Funding)			275,916,373	7,979,865		835,917	1,985,848	419,789	844,707	3,312,688	580,914	7,979,865
Totals - Page 2 (Other Funding)			46,304,190	1,704,330		282,886	289,900	282,886	282,886	282,886	282,886	1,704,330
Totals - Page 3 (Administrative Cost Allowance)			429,558	429,558		71,593	71,593	71,593	71,593	71,593	71,593	429,558
Totals - Page 4 (Pass Thru Payments)			2,092,619	285,058		0	0	0	0	0	285,058	285,058
Grand total - All Pages			324,742,740	10,398,811		1,190,396	2,347,341	774,268	1,199,186	3,667,167	1,220,451	10,398,811

**RECOGNIZED OBLIGATION PAYMENT SCHEDULE
Per AB 26 - Section 34177**

Project Name / Debt Obligation	Payee	Description	Total Outstanding Debt or Obligation	Totals Due During the Six-Month Period Only	Funding Source	Payable from Other Revenue Sources						
						Payments by month						
						Jan. 2012	Feb. 2012	March 2012	April 2012	May 2012	June 2012	Total
1 Metrowalk Phase II and BART Garage Project	Vallier Design	Construction design costs	107,179	53,592	Grants/ Bonds/Others	8,932	8,932	8,932	8,932	8,932	8,932	53,592
2 Metrowalk Phase II and BART Garage Project	Winifred Day/ Fine Art by Day	Construction art costs	19,000	9,498	Grants/ Bonds/Others	1,583	1,583	1,583	1,583	1,583	1,583	9,498
3 Metrowalk Phase II and BART Garage Project	Midred Howard	Construction art costs	158,000	64,002	Grants/ Bonds/Others	10,667	10,667	10,667	10,667	10,667	10,667	64,002
4 Metrowalk Phase II and BART Garage Project	C. Overaa & Co	Construction costs	13,288,580	7,000,002	Grants/ Bonds/Others	1,166,667	1,166,667	1,166,667	1,166,667	1,166,667	1,166,667	7,000,002
5 Metrowalk Phase II and BART Garage Project	Mack 5	Construction site management	1,615,740	109,818	Grants/ Bonds/Others	18,303	18,303	18,303	18,303	18,303	18,303	109,818
6 Metrowalk Phase II and BART Garage Project	Kimley Horn	Construction legal costs	875,524	312,762	Grants/ Bonds/Others	52,127	52,127	52,127	52,127	52,127	52,127	312,762
7 Metrowalk Phase II and BART Garage Project	Bay Area Rapid Transit	Bay area rapid transit owners reserve	1,036,950	1,018,478	Grants/ Bonds/Others	86,413	586,413	86,413	86,413	86,413	86,413	1,018,478
8 Metrowalk Phase II and BART Garage Project	Bay Area Rapid Transit	Bay area rapid transit design and funding agreement	1,304,567	652,284	Grants/ Bonds/Others	108,714	108,714	108,714	108,714	108,714	108,714	652,284
9 Metrowalk Phase II and BART Garage Project	Various	Developer agreement	6,396,600	0	Grants/ Bonds/Others							0
10 Metrowalk Phase II (Housing)	Various	Developer agreement	5,000,000	0	Grants/ Bonds/Others							0
11 Bradley A Moody Memorial Underpass Project	Moscone, Emblid	Legal Services	39,870	19,932	Grants/ Bonds/Others	3,322	3,322	3,322	3,322	3,322	3,322	19,932
12 Bradley A Moody Memorial Underpass Project	Union Pacific Railroad	Review of plans and agreements	8,690	4,344	Grants/ Bonds/Others	724	724	724	724	724	724	4,344
13 Bradley A Moody Memorial Underpass Project	Hanna Engineering	Engineering Services	49,960	24,978	Grants/ Bonds/Others	4,163	4,163	4,163	4,163	4,163	4,163	24,978
14 Bradley A Moody Memorial Underpass Project	BKF Engineering	Engineering Services	86,824	43,410	Grants/ Bonds/Others	7,235	7,235	7,235	7,235	7,235	7,235	43,410
15 Bradley A Moody Memorial Underpass Project		Grant agreement	22,743,172	0	Grants/ Bonds/Others							0
16 Miraflores Project	PES Environmental	Remediation Costs	569,146	159,570	Grants/ Bonds/Others	26,595	26,595	26,595	26,595	26,595	26,595	159,570
17 Miraflores Project	Eden Housing	Remediation Costs	215,133	107,568	Grants/ Bonds/Others	17,928	17,928	17,928	17,928	17,928	17,928	107,568
18 Miraflores Project	AEM Consulting	Consulting Services for remediation	646	324	Grants/ Bonds/Others	54	54	54	54	54	54	324
19 Miraflores Project	Irving A Gonzalez	Remediation Costs	72,593	36,294	Grants/ Bonds/Others	6,049	6,049	6,049	6,049	6,049	6,049	36,294
20 Miraflores Project	Department of Toxic Substance Control	Remediation Costs	112,783	18,894	Grants/ Bonds/Others	3,149	3,149	3,149	3,149	3,149	3,149	18,894
21 Miraflores Project	Eagle Environmental	Remediation Costs	2,550,000	649,998	Grants/ Bonds/Others	108,333	108,333	108,333	108,333	108,333	108,333	649,998
22 Miraflores Project (Housing)		Loan/ERN with CDBG grant funds for approx. 80 units Sr Housing	13,370,610	0	Grants/ Bonds/Others							0
23 Miraflores Project	Holland & Knight	Legal services	108,792	29,394	Grants/ Bonds/Others	4,899	4,899	4,899	4,899	4,899	4,899	29,394
24 Lillie Mae Jones Plaza Project	Lille Mae Jones Plaza LLP	Construction costs	1,430,990	0	Grants/ Bonds/Others							0
25 Lillie Mae Jones Plaza Project		Loan Agreement	377,000	7,000	Grants/ Bonds/Others		7,000					7,000
26 Marina Bay Trails Landscape/Security/Improvements Project	Zeiger Engineer	Engineering services	7,563	3,780	Grants/ Bonds/Others	630	630	630	630	630	630	3,780
27 Marina Bay Trails Landscape/Security/Improvements Project	PES Environmental	Consulting services	12,183	6,090	Grants/ Bonds/Others	1,015	1,015	1,015	1,015	1,015	1,015	6,090
28 Marina Bay Trails Landscape/Security/Improvements Project	Questa Engineering	Engineering services	1,264	630	Grants/ Bonds/Others	105	105	105	105	105	105	630
29 Marina Bay Trails Landscape/Security/Improvements Project	Vallier Design	Design services	16,101	8,052	Grants/ Bonds/Others	1,342	1,342	1,342	1,342	1,342	1,342	8,052
30 Marina Bay Trails Landscape/Security/Improvements Project	WR Forde Associates	Construction of bay trail improvements	179,065	89,532	Grants/ Bonds/Others	14,922	14,922	14,922	14,922	14,922	14,922	89,532
31 Marina Bay Trails Landscape/Security/Improvements Project	Watkins & Bartoli	Landscape services	41,048	20,526	Grants/ Bonds/Others	3,421	3,421	3,421	3,421	3,421	3,421	20,526
32 Marina Bay Trails Landscape/Security/Improvements Project	Nichols Consulting	Consulting services	13,917	6,960	Grants/ Bonds/Others	1,160	1,160	1,160	1,160	1,160	1,160	6,960
33 Railroad Crossing Design & Improvements Project	BKF Engineering	Engineering services	40,202	20,100	Grants/ Bonds/Others	3,350	3,350	3,350	3,350	3,350	3,350	20,100
34 Railroad Crossing Design & Improvements Project	PES Environmental	Consulting services	2,153	1,074	Grants/ Bonds/Others	179	179	179	179	179	179	1,074
35 Railroad Crossing Design & Improvements Project	Civil Engineering	Engineering services	109,574	54,786	Grants/ Bonds/Others	9,131	9,131	9,131	9,131	9,131	9,131	54,786
36 Railroad Crossing Design & Improvements Project		Temporary road for Bradley A Moody Underpass Project	914,000	150,000	Grants/ Bonds/Others	25,000	25,000	25,000	25,000	25,000	25,000	150,000
37 I80 Shopping Center Project	Keyser Marston	Financial consulting	67,397	33,696	Grants/ Bonds/Others	5,616	5,616	5,616	5,616	5,616	5,616	33,696
38 Downtown Pedestrian Bicycle Project	Ghilotti Brothers	Construction costs	0	0	Grants/ Bonds/Others		0					0
39 Terminal One Project	Shute, Mihaly	Legal services	33,460	16,728	Grants/ Bonds/Others	2,788	2,788	2,788	2,788	2,788	2,788	16,728
40 Terminal One Project	Questa Engineering	Engineering Services	189,719	9,360	Grants/ Bonds/Others	1,560	1,560	1,560	1,560	1,560	1,560	9,360
41 Area T Soil Remediation	PES Environmental	Consulting services	1,003	504	Grants/ Bonds/Others	84	84	84	84	84	84	504
42 Area T Soil Remediation		Required monitoring of remediation site	200,000	27,600	Grants/ Bonds/Others	4,600	4,600	4,600	4,600	4,600	4,600	27,600
43 Project Area Streetscapes	Vallier Design	Construction design services	25,412	12,708	Grants/ Bonds/Others	2,118	2,118	2,118	2,118	2,118	2,118	12,708
44 Project Area Streetscapes	A-N West Inc	Civil engineering services	14	14	Grants/ Bonds/Others		14					14
45 Project Area Streetscapes	Fehr & Peers	Civil engineering services	6,522	3,264	Grants/ Bonds/Others	544	544	544	544	544	544	3,264
46 Project Area Streetscapes	BKF Engineering	Engineering services	92,850	46,422	Grants/ Bonds/Others	7,737	7,737	7,737	7,737	7,737	7,737	46,422
47 Project Area Streetscapes	Best, Best, & Kreiger	Legal services	181,591	90,798	Grants/ Bonds/Others	15,133	15,133	15,133	15,133	15,133	15,133	90,798
48 Nevin Court Project (Housing)	CHDC (Community Housing Development Corp.)	Loan to construct approx. 30 Low/Mod homes	2,432,943.00	0.00	Grants/ Bonds/Others							0
												0
												0
												0
Grand total - This Page (Other Funding)			46,304,190	1,704,330		282,886	289,900	282,886	282,886	282,886	282,886	1,704,330

RECOGNIZED OBLIGATION PAYMENT SCHEDULE
 Per AB 26 - Section 34177

	Project Name / Debt Obligation	Payee	Description	Total Outstanding Debt or Obligation	Totals Due During the Six-Month Period Only	Funding Source	Payable from the Administrative Allowance Allocation						
							Payments by month						
							Jan. 2012	Feb. 2012	March 2012	April 2012	May 2012	June 2012	Total
1	Professional services	Various		236,412	236,412	RPTTF	39,402	39,402	39,402	39,402	39,402	39,402	236,412
2	Management fees	Various		1,248	1,248	RPTTF	208	208	208	208	208	208	1,248
3	Postage	Various		6,306	6,306	RPTTF	1,051	1,051	1,051	1,051	1,051	1,051	6,306
4	Printing & Binding	Various		15,456	15,456	RPTTF	2,576	2,576	2,576	2,576	2,576	2,576	15,456
5	Conference/Meeting/Training	Various		12,600	12,600	RPTTF	2,100	2,100	2,100	2,100	2,100	2,100	12,600
6	Membership dues	Various		3,198	3,198	RPTTF	533	533	533	533	533	533	3,198
7	Subscriptions	Various		1,548	1,548	RPTTF	258	258	258	258	258	258	1,548
8	Advertising & Comm. Prom.	Various		9,396	9,396	RPTTF	1,566	1,566	1,566	1,566	1,566	1,566	9,396
9	Bank fees	Various		498	498	RPTTF	83	83	83	83	83	83	498
10	Rental expenses	Various		16,872	16,872	RPTTF	2,812	2,812	2,812	2,812	2,812	2,812	16,872
11	Equipment rental	Various		9,570	9,570	RPTTF	1,595	1,595	1,595	1,595	1,595	1,595	9,570
12	Misc. expenses	Various		9,558	9,558	RPTTF	1,593	1,593	1,593	1,593	1,593	1,593	9,558
13	General office supplies	Various		10,452	10,452	RPTTF	1,742	1,742	1,742	1,742	1,742	1,742	10,452
14	Telephone expenses	Various		4,488	4,488	RPTTF	748	748	748	748	748	748	4,488
15	Contractual services	Various		91,956	91,956	RPTTF	15,326	15,326	15,326	15,326	15,326	15,326	91,956
Totals - This Page				429,558	429,558		71,593	71,593	71,593	71,593	71,593	71,593	429,558

Name of Redevelopment Agency: _____

Project Area(s) RDA Project Area All

RECOGNIZED OBLIGATION PAYMENT SCHEDULE
Per AB 26 - Section 34177 (*)

	Project Name / Debt Obligation	Payee	Description	Total Outstanding Debt or Obligation	Totals Due During the Six-Month Period Only	Funding Source	Pass Through and Other Payments						
							Payments by month						
							Jan. 2012	Feb. 2012	March 2012	April 2012	May 2012	June 2012	Total
1	Pass Through Payments	West Contra Costa USD/Contra Costa CCD	Estimated amount owed for prior year pass throughs	1,522,504.00		RPTTF							0
2	Pass Throughs Payments	Various including school district (section 33607)	Estimated based one-half FY2010-11 payment	570,115	285,058	RPTTF						285,058	285,058
													0
													0
													0
													0
													0
													0
													0
													0
													0
													0
													0
													0
													0
													0
													0
													0
													0
													0
													0
													0
													0
													0
													0
Totals - Other Obligations				2,092,619	285,058	0	0	0	0	0	0	285,058	285,058