



# Beanstack

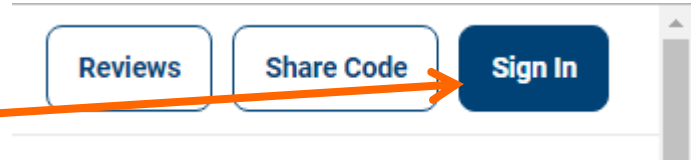
## How to sign in and use your account

richmond.beanstack.org

### Signing In

Go to richmond.beanstack.org

Click “Sign In” in the upper right corner

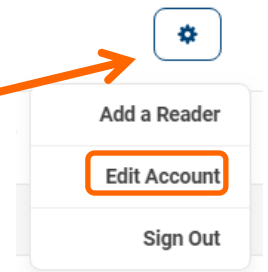


Sign in using your **Email address**

Your current password is **beanstack**, you can change it after you sign in.

### Changing your password

In the upper right corner, click the gear then “Edit Account”



Scroll down and enter your new password

Click “Save”

New Password must be at least 6 characters

Confirm new Password

Save

### Earning Dcf i gu

You can earn badges by reading/listening to books, writing reviews, and completing activities.




## Logging Books or Minutes

**\*Note\***

Grades (pre-K - 12) log minutes.  
Adult can log minutes or books.

Whenever you read or listen to a book, log it!

Click on “Log Reading and Activities” at top, left of screen



Choose the name of the reader, then click “Books” or “Minutes”

Whose profile should this be added to? \*

Anwen's

Fill in the information and click “Log”

What would you like to log?



Books



Activities

## Write a Review

Click on “Write a Review” at the top, left of the screen



Fill in the book’s information and then write a short review. Click “Save”.

Reviews will appear to other RPL Beanstack users after they have been checked by a librarian.

## Complete an Activity



Click on “Log Reading and Activities” at top of screen

Choose the name of the reader, then click “Complete an Activity”

## Uj ct g'[ qwt 'Rt qi t gu'y kj 'Ht kgpf u

Beanstack challenges are even more fun when shared!

After logging in, click on "Friends".

You can add friends who've shared their Friend Code with you or get a Friend Code of your own to share with others.



Enter a Friend Code