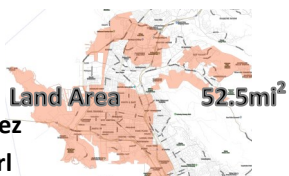




MAY 2023

Mayor Eduardo Martinez  
City Manager Shasa Curl



# CRIME-STAT REPORT Richmond Police Department

## CITYWIDE 2023

Chief of Police  
Assistant Chief  
Administration  
Operations  
Investigations

Bisa French  
T. Simmons  
Capt. E. Smith  
Capt. M. Stonebraker  
Capt. J. Lopez



CITYWIDE INDEX CRIMES 2023	JAN	FEB	MAR	APR	MAY	JUN	JUL	AUG	SEPT	OCT	NOV	DEC	YTD TOTAL
HOMICIDE	0	0	1	1	0								2
SEXUAL ASSAULT	16	12	11	6	7								52
ROBBERY	31	19	19	16	25								110
AGGRAVATED ASSAULT	66	61	49	71	80								327
BURGLARY	23	27	24	33	31								138
LARCENY-THEFT	150	135	119	156	115								675
VEHICLE-THEFT	102	66	99	103	103								473
ARSON	3	1	3	1	0								8
<b>INDEX CRIMES TOTALS</b>	<b>391</b>	<b>321</b>	<b>325</b>	<b>387</b>	<b>361</b>								<b>1,785</b>

YEAR OVER YEAR	2021	2022	2023	2024	2025	2026
HOMICIDE	18	18				
RAPE	86	114				
ROBBERY	243	258				
ASSAULT	832	857				
BURGLARY	311	262				
LARCENY-THEFT	1893	1993				
VEHICLE-THEFT	1044	1068				
ARSON	44	34				
<b>INDEX CRIMES TOTALS</b>	<b>4471</b>	<b>4604</b>				

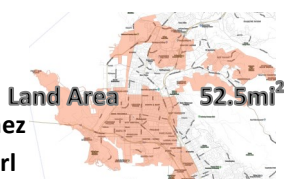
\*\* To provide crime stat data to the public as expeditiously as possible, the crime stats presented on this page are based on UNAUDITED RMS data gathered from police reports throughout all steps of the report writing process and are therefore subject to change until Records Audit and NIBRS validation is complete.

The perception may be that the City of Richmond’s lower level crime statistics have increased. This change in reporting is not expected to reflect an actual increase in crime, but rather a change in the way crimes will be reported.



**MAY 2023**

Mayor Eduardo Martinez  
City Manager Shasa Curl



**CRIME-STAT REPORT**  
**Richmond Police Department**

**CITYWIDE**

Administration  
Patrol Operations  
Traffic & Special Events  
Communications  
Records

Lt. D. Reina  
Lt. D. Decious  
M. Schlemmer  
N. Contreras



**UCR AND NIBRS COMPARISON**

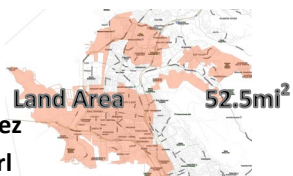
MONTHLY COMPARISON	INDEX CRIMES 2023	MAY 2023		% CHANGE	MAY 2022		% CHANGE	YTD 2023		% CHANGE
		UCR	NIBRS		UCR	NIBRS		UCR	NIBRS	
	HOMICIDE	0	0	-%	2	2	0%	2	2	0%
SEXUAL ASSAULT	4	7	+75%	11	19	+73%	29	52	+79%	
ROBBERY	23	25	+9%	19	18	-5%	100	110	+10%	
AGGRAVATED ASSAULT	19	80	+321%	19	79	+316%	76	327	+330%	
BURGLARY	56	31	-45%	63	29	-54%	276	138	-50%	
LARCENY-THEFT	84	115	+37%	122	164	+34%	490	675	+38%	
VEHICLE-THEFT	100	103	+3%	69	76	+10%	470	473	+1%	
ARSON	0	0	-%	4	4	0%	8	8	0%	
<b>INDEX CRIMES TOTALS</b>	<b>286</b>	<b>361</b>	<b>+26%</b>	<b>309</b>	<b>391</b>	<b>+27%</b>	<b>1,451</b>	<b>1,785</b>	<b>+23%</b>	

YEARLY COMPARISON	INDEX CRIMES 2023	2022		% CHANGE	2021		% CHANGE
		UCR	NIBRS		UCR	NIBRS	
HOMICIDE	18	18	0%	18	18	0%	
SEXUAL ASSAULT	82	114	+39%	65	86	+32%	
ROBBERY	236	258	+9%	244	243	-0%	
AGGRAVATED ASSAULT	229	857	+274%	295	832	+182%	
BURGLARY	630	262	-58%	653	311	-52%	
LARCENY-THEFT	1,226	1,993	+63%	1,349	1,893	+40%	
VEHICLE-THEFT	1,041	1,068	+3%	1,104	1,044	-5%	
ARSON	33	34	+3%	37	44	+19%	
<b>INDEX CRIMES TOTALS</b>	<b>3,495</b>	<b>4,604</b>	<b>+32%</b>	<b>3,765</b>	<b>4,471</b>	<b>+19%</b>	



MAY 2023

Mayor Eduardo Martinez  
City Manager Shasa Curl



# CRIME-STAT REPORT

## Richmond Police Department

### CITYWIDE

Chief of Police  
Assistant Chief  
Administration  
Operations  
Investigations

Bisa French  
T. Simmons  
Capt. E. Smith  
Capt. M. Stonebraker  
Capt. J. Lopez



CITYWIDE OFFENSES

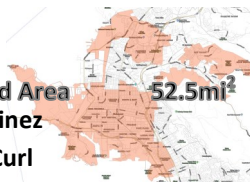
INDEX CRIMES 2023	APR 2023	MAY 2023	% CHANGE	MAY 2022	MAY 2023	% CHANGE	YTD 2022	YTD 2023	% CHANGE	Dec-Feb 2022/23	Mar-May 2023	% CHANGE
HOMICIDE	1	0	-100%	2	0	-100%	9	2	-78%	0	2	-%
SEXUAL ASSAULT	6	7	+17%	19	7	-63%	53	52	-2%	31	24	-23%
ROBBERY	16	25	+56%	18	25	+39%	113	110	-3%	64	60	-6%
AGGRAVATED ASSAULT	71	80	+13%	79	80	+1%	365	327	-10%	181	200	+10%
BURGLARY	33	31	-6%	29	31	+7%	109	138	+27%	67	88	+31%
LARCENY-THEFT	156	115	-26%	164	115	-30%	878	675	-23%	454	390	-14%
VEHICLE-THEFT	103	103	0%	76	103	+36%	447	473	+6%	251	305	+22%
ARSON	1	0	-100%	4	0	-100%	19	8	-58%	6	4	-33%
<b>INDEX CRIMES TOTALS</b>	<b>387</b>	<b>361</b>	<b>-7%</b>	<b>391</b>	<b>361</b>	<b>-8%</b>	<b>1,993</b>	<b>1,785</b>	<b>-10%</b>	<b>1,054</b>	<b>1,073</b>	<b>+2%</b>
GROUP A CRIMES 2023	APR 2023	MAY 2023	% CHANGE	MAY 2022	MAY 2023	% CHANGE	YTD 2022	YTD 2023	% CHANGE	Dec-Feb 2022/23	Mar-May 2023	% CHANGE
HOMICIDE	1	0	-100%	2	0	-100%	9	2	-78%	0	2	-%
SEX OFFENSES (FORCIBLE)	5	6	+20%	19	6	-68%	49	45	-8%	28	20	-29%
SEX OFFENSES (NON-FORCIBLE)	1	1	0%	0	1	-%	4	7	+75%	3	4	+33%
ROBBERY	16	25	+56%	18	25	+39%	113	110	-3%	64	60	-6%
AGGRAVATED ASSAULT	71	80	+13%	79	80	+1%	365	327	-10%	181	200	+10%
SIMPLE ASSAULT	49	58	+18%	31	58	+87%	170	214	+26%	101	155	+53%
INTIMIDATION	24	17	-29%	10	17	+70%	54	83	+54%	39	62	+59%
BURGLARY	33	31	-6%	29	31	+7%	109	138	+27%	67	88	+31%
LARCENY/ THEFT	156	115	-26%	164	115	-30%	878	675	-23%	454	390	-14%
MOTOR VEHICLE THEFT	103	103	0%	76	103	+36%	447	473	+6%	251	305	+22%
ARSON	1	0	-100%	4	0	-100%	19	8	-58%	6	4	-33%
BRIBERY	0	0	-%	0	0	-%	0	0	-%	0	0	-%
COUNTERFEITING/FORGERY	6	1	-83%	1	1	0%	8	15	+88%	7	10	+43%
VANDALISM	63	53	-16%	48	53	+10%	266	247	-7%	149	151	+1%
DRUG/NARCOTIC VIOLATIONS	15	17	+13%	17	17	0%	60	66	+10%	28	50	+79%
EMBEZZLEMENT	0	0	-%	0	0	-%	5	0	-100%	1	0	-100%
EXTORTION/BLACKMAIL	0	0	-%	0	0	-%	1	1	0%	2	1	-50%
FRAUD	23	22	-4%	21	22	+5%	156	105	-33%	53	64	+21%
GAMBLING	0	0	-%	0	0	-%	0	0	-%	0	0	-%
KIDNAPPING	10	6	-40%	7	6	-14%	28	32	+14%	13	20	+54%
PORNOGRAPHY	1	1	0%	0	1	-%	3	2	-33%	0	2	-%
PROSTITUTION	0	0	-%	0	0	-%	2	4	+100%	4	0	-100%
STOLEN PROPERTY	9	8	-11%	3	8	+167%	18	29	+61%	14	20	+43%
WEAPONS LAW VIOLATIONS	23	29	+26%	25	29	+16%	129	98	-24%	41	71	+73%
HUMAN TRAFFICKING	0	0	-%	0	0	-%	0	1	-%	1	0	-100%
<b>GROUP A CRIMES TOTAL</b>	<b>610</b>	<b>573</b>	<b>-6%</b>	<b>554</b>	<b>573</b>	<b>+3%</b>	<b>2,893</b>	<b>2,682</b>	<b>-7%</b>	<b>1,507</b>	<b>1,679</b>	<b>+11%</b>



MAY 2023

Mayor Eduardo Martinez  
City Manager Shasa Curl

Land Area 52.5mi<sup>2</sup>



# CRIME-STAT REPORT Richmond Police Department

## CITYWIDE

Administration  
Patrol Operations  
Traffic & Special Events  
Communications  
Records

Lt. D. Reina  
Lt. D. Decious  
M. Schlemmer  
N. Contreras



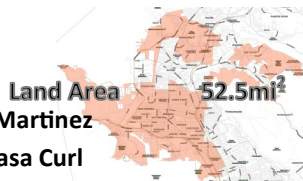
CITYWIDE	CALLS FOR SERVICE	APR 2023	MAY 2023	% CHANGE	MAY 2022	MAY 2023	% CHANGE	YTD 2022	YTD 2023	% CHANGE	Dec-Feb 2022/23	Mar-May 2023	% CHANGE
	ALL CALLS	6,346	7,230	+14%	6,501	7,230	+11%	32,655	31,564	-3%	17,006	20,039	+18%
	OFFICER INITIATED	1,075	1,239	+15%	787	1,239	+57%	5,812	5,209	-10%	2,526	3,368	+33%
	TRAFFIC STOPS	443	487	+10%	427	487	+14%	2,977	2,176	-27%	1,114	1,351	+21%
	PEDESTRIAN STOPS	11	17	+55%	14	17	+21%	68	64	-6%	31	36	+16%
	COMMUNITY ENGAGEMENTS	4	8	+100%	6	8	+33%	30	27	-10%	15	17	+13%
	SECURITY CHECKS	198	269	+36%	142	269	+89%	812	995	+23%	477	695	+46%
	SHOTS FIRED	88	74	-16%	130	74	-43%	457	458	+0%	268	261	-3%
	LOITERING & PROSTITUTION	27	31	+15%	32	31	-3%	151	98	-35%	46	73	+59%
	REPORTS	APR 2023	MAY 2023	% CHANGE	MAY 2022	MAY 2023	% CHANGE	YTD 2022	YTD 2023	% CHANGE	Dec-Feb 2022/23	Mar-May 2023	% CHANGE
ARRESTS	139	132	-5%	130	132	+2%	728	615	-16%	321	393	+22%	
FROM WARRANTS	28	30	+7%	35	30	-14%	198	175	-12%	103	97	-6%	
CITATION REPORTS	101	127	+26%	427	127	-70%	960	508	-47%	318	361	+14%	
IMPOUND REPORTS	233	257	+10%	193	257	+33%	1,141	1,063	-7%	531	673	+27%	
TRAFFIC COLLISION REPORTS	40	83	+108%	59	83	+41%	227	299	+32%	210	163	-22%	
FIELD CONTACTS	25	33	+32%	37	33	-11%	167	150	-10%	93	89	-4%	





MAY 2023

Mayor Eduardo Martinez  
City Manager Shasa Curl



# CRIME-STAT REPORT

## Richmond Police Department

### DISTRICT COMPARISON

Administration  
Patrol Operations  
Traffic & Special Events  
Communications  
Records

Lt. D. Reina  
Lt. D. Decious  
M. Schlemmer  
N. Contreras

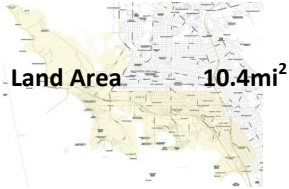


CITYWIDE INDEX CRIMES 2023	SOUTHERN			CENTRAL			NORTHERN		
	APR	MAY	% CHANGE	APR	MAY	% CHANGE	APR	MAY	% CHANGE
HOMICIDE	0	0	-%	1	0	-100%	0	0	-%
SEXUAL ASSAULT	0	3	-%	1	1	0%	5	3	-40%
ROBBERY	5	3	-40%	5	10	+100%	6	12	+100%
AGGRAVATED ASSAULT	23	28	+22%	31	32	+3%	17	20	+18%
BURGLARY	13	16	+23%	7	5	-29%	13	10	-23%
LARCENY-THEFT	49	43	-12%	43	21	-51%	64	51	-20%
VEHICLE-THEFT	45	41	-9%	23	23	0%	35	39	+11%
ARSON	0	0	-%	1	0	-100%	0	0	-%
<b>INDEX CRIMES TOTALS</b>	<b>135</b>	<b>134</b>	<b>-1%</b>	<b>112</b>	<b>92</b>	<b>-18%</b>	<b>140</b>	<b>135</b>	<b>-4%</b>
GROUP A CRIMES 2023	SOUTHERN			CENTRAL			NORTHERN		
	APR	MAY	% CHANGE	APR	MAY	% CHANGE	APR	MAY	% CHANGE
HOMICIDE	0	0	-%	1	0	-100%	0	0	-%
SEX OFFENSES (FORCIBLE)	0	2	-%	1	1	0%	4	3	-25%
SEX OFFENSES (NON-FORCIBLE)	0	1	-%	0	0	-%	1	0	-100%
ROBBERY	5	3	-40%	5	10	+100%	6	12	+100%
AGGRAVATED ASSAULT	23	28	+22%	31	32	+3%	17	20	+18%
SIMPLE ASSAULT	16	15	-6%	21	14	-33%	12	29	+142%
INTIMIDATION	6	3	-50%	9	10	+11%	9	4	-56%
BURGLARY	13	16	+23%	7	5	-29%	13	10	-23%
LARCENY/ THEFT	49	43	-12%	43	21	-51%	64	51	-20%
MOTOR VEHICLE THEFT	45	41	-9%	23	23	0%	35	39	+11%
ARSON	0	0	-%	1	0	-100%	0	0	-%
BRIBERY	0	0	-%	0	0	-%	0	0	-%
COUNTERFEITING/FORGERY	0	0	-%	0	1	-%	6	0	-100%
VANDALISM	21	22	+5%	13	12	-8%	29	19	-34%
DRUG/NARCOTIC VIOLATIONS	2	4	+100%	6	8	+33%	7	5	-29%
EMBEZZLEMENT	0	0	-%	0	0	-%	0	0	-%
EXTORTION/BLACKMAIL	0	0	-%	0	0	-%	0	0	-%
FRAUD	3	9	+200%	5	7	+40%	15	6	-60%
GAMBLING	0	0	-%	0	0	-%	0	0	-%
KIDNAPPING	2	2	0%	4	1	-75%	4	3	-25%
PORNOGRAPHY	0	0	-%	0	1	-%	1	0	-100%
PROSTITUTION	0	0	-%	0	0	-%	0	0	-%
STOLEN PROPERTY	2	1	-50%	4	3	-25%	3	4	+33%
WEAPONS LAW VIOLATIONS	0	1	-%	18	17	-6%	5	11	+120%
HUMAN TRAFFICKING	0	0	-%	0	0	-%	0	0	-%
<b>GROUP A CRIMES TOTAL</b>	<b>187</b>	<b>191</b>	<b>+2%</b>	<b>192</b>	<b>166</b>	<b>-14%</b>	<b>231</b>	<b>216</b>	<b>-6%</b>

DISTRICT COMPARISON



MAY 2023



CRIME-STAT REPORT
Richmond Police Department
SOUTHERN DISTRICT



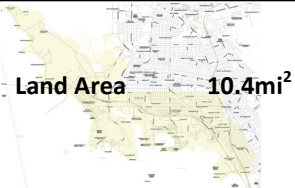
Lt. D. Decious
Sgts. E. Melgoza M. Castillo C. Llamas

Table with 13 columns: INDEX CRIMES 2023, APR 2023, MAY 2023, % CHANGE, MAY 2022, MAY 2023, % CHANGE, YTD 2022, YTD 2023, % CHANGE, Dec-Feb 2022/23, Mar-May 2023, % CHANGE. Rows include HOMICIDE, SEXUAL ASSAULT, ROBBERY, AGGRAVATED ASSAULT, BURGLARY, LARCENY-THEFT, VEHICLE-THEFT, ARSON, and various GROUP A CRIMES.

SOUTHERN DISTRICT



MAY 2023



# CRIME-STAT REPORT

## Richmond Police Department

### SOUTHERN DISTRICT



Lt. D. Decious

Sgts. E. Melgoza M. Castillo C. Llamas

SOUTHERN	CALLS FOR SERVICE	APR 2023	MAY 2023	% CHANGE	MAY 2022	MAY 2023	% CHANGE	YTD 2022	YTD 2023	% CHANGE	Dec-Feb 2022/23	Mar-May 2023	% CHANGE
	ALL CALLS	2,179	2,487	+14%	2,075	2,487	+20%	10,658	10,942	+3%	6,040	6,906	+14%
	OFFICER INITIATED	398	486	+22%	305	486	+59%	1,950	2,141	+10%	1,110	1,327	+20%
	TRAFFIC STOPS	154	184	+19%	114	184	+61%	899	835	-7%	422	525	+24%
	PEDESTRIAN STOPS	4	3	-25%	2	3	+50%	16	18	+13%	10	10	0%
	COMMUNITY ENGAGEMENTS	1	3	+200%	4	3	-25%	16	13	-19%	12	6	-50%
	SECURITY CHECKS	77	140	+82%	39	140	+259%	243	430	+77%	189	307	+62%
	SHOTS FIRED	28	29	+4%	39	29	-26%	138	156	+13%	80	94	+18%
	LOITERING & PROSTITUTION	0	1	-%	1	1	0%	6	8	+33%	8	1	-88%
	REPORTS	APR 2023	MAY 2023	% CHANGE	MAY 2022	MAY 2023	% CHANGE	YTD 2022	YTD 2023	% CHANGE	Dec-Feb 2022/23	Mar-May 2023	% CHANGE
	ARRESTS	55	37	-33%	61	37	-39%	290	214	-26%	131	135	+3%
	FROM WARRANTS	10	9	-10%	21	9	-57%	97	67	-31%	48	34	-29%
	CITATION REPORTS	33	52	+58%	114	52	-54%	198	177	-11%	84	129	+54%
IMPOUND REPORTS	89	85	-4%	76	85	+12%	453	423	-7%	219	257	+17%	
TRAFFIC COLLISION REPORTS	16	31	+94%	19	31	+63%	63	91	+44%	40	59	+48%	
FIELD CONTACTS	24	27	+13%	32	27	-16%	142	132	-7%	84	77	-8%	



MAY 2023



CRIME-STAT REPORT
Richmond Police Department

CENTRAL DISTRICT

Lt. E. Loucas
Sgts. M. Bailey L. Joseph
J. Moody P. Cooper



CENTRAL DISTRICT

Table with 13 columns: INDEX CRIMES 2023, APR 2023, MAY 2023, % CHANGE, MAY 2022, MAY 2023, % CHANGE, YTD 2022, YTD 2023, % CHANGE, Dec-Feb 2022/23, Mar-May 2023, % CHANGE. Rows include HOMICIDE, SEXUAL ASSAULT, ROBBERY, AGGRAVATED ASSAULT, BURGLARY, LARCENY-THEFT, VEHICLE-THEFT, ARSON, and various GROUP A CRIMES.





MAY 2023



# CRIME-STAT REPORT

## Richmond Police Department

### CENTRAL DISTRICT

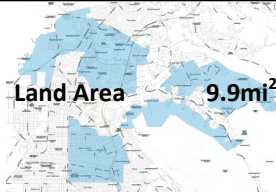


Lt. E. Loucas  
 Sgts. M. Bailey L. Joseph  
 J. Moody P. Cooper

CENTRAL	CALLS FOR SERVICE	APR 2023	MAY 2023	% CHANGE	MAY 2022	MAY 2023	% CHANGE	YTD 2022	YTD 2023	% CHANGE	Dec-Feb 2022/23	Mar-May 2023	% CHANGE
	ALL CALLS	1,859	2,093	+13%	1,634	2,093	+28%	8,410	9,001	+7%	4,670	5,735	+23%
	OFFICER INITIATED	356	336	-6%	212	336	+58%	1,330	1,497	+13%	708	953	+35%
	TRAFFIC STOPS	164	144	-12%	134	144	+7%	776	684	-12%	355	409	+15%
	PEDESTRIAN STOPS	4	11	+175%	2	11	+450%	22	32	+45%	14	19	+36%
	COMMUNITY ENGAGEMENTS	2	0	-100%	0	0	-%	0	4	-%	0	4	-%
	SECURITY CHECKS	40	35	-13%	34	35	+3%	156	170	+9%	101	111	+10%
	SHOTS FIRED	46	29	-37%	51	29	-43%	179	193	+8%	114	106	-7%
	LOITERING & PROSTITUTION	8	9	+13%	4	9	+125%	34	31	-9%	10	23	+130%
	REPORTS	APR 2023	MAY 2023	% CHANGE	MAY 2022	MAY 2023	% CHANGE	YTD 2022	YTD 2023	% CHANGE	Dec-Feb 2022/23	Mar-May 2023	% CHANGE
ARRESTS	46	53	+15%	28	53	+89%	202	208	+3%	86	138	+60%	
FROM WARRANTS	12	14	+17%	4	14	+250%	50	68	+36%	37	37	0%	
CITATION REPORTS	34	35	+3%	134	35	-74%	202	116	-43%	45	90	+100%	
IMPOUND REPORTS	90	99	+10%	60	99	+65%	336	373	+11%	176	246	+40%	
TRAFFIC COLLISION REPORTS	9	26	+189%	10	26	+160%	58	68	+17%	43	43	0%	
FIELD CONTACTS	1	3	+200%	2	3	+50%	12	7	-42%	3	5	+67%	



MAY 2023



CRIME-STAT REPORT
Richmond Police Department
NORTHERN DISTRICT

Lt. C. Dean
Sgts. D. Patchin A. Caine B. Therriault



NORTHERN DISTRICT

Table with 13 columns: INDEX CRIMES 2023, APR 2023, MAY 2023, % CHANGE, MAY 2022, MAY 2023, % CHANGE, YTD 2022, YTD 2023, % CHANGE, Dec-Feb 2022/23, Mar-May 2023, % CHANGE. Rows include HOMICIDE, SEXUAL ASSAULT, ROBBERY, AGGRAVATED ASSAULT, BURGLARY, LARCENY-THEFT, VEHICLE-THEFT, ARSON, INDEX CRIMES TOTALS, GROUP A CRIMES 2023, and various specific crimes like SEX OFFENSES, INTIMIDATION, etc.



MAY 2023



# CRIME-STAT REPORT

## Richmond Police Department



Lt. C. Dean

Sgts. D. Patchin A. Caine B. Therriault

### NORTHERN DISTRICT

NORTHERN	CALLS FOR SERVICE	APR 2023	MAY 2023	% CHANGE	MAY 2022	MAY 2023	% CHANGE	YTD 2022	YTD 2023	% CHANGE	Dec-Feb 2022/23	Mar-May 2023	% CHANGE
	ALL CALLS	2,308	2,650	+15%	2,239	2,650	+18%	11,344	11,507	+1%	6,182	7,398	+20%
	OFFICER INITIATED	321	417	+30%	267	417	+56%	1,697	1,571	-7%	680	1,088	+60%
	TRAFFIC STOPS	125	159	+27%	104	159	+53%	784	620	-21%	300	417	+39%
	PEDESTRIAN STOPS	3	3	0%	5	3	-40%	19	14	-26%	7	7	0%
	COMMUNITY ENGAGEMENTS	1	5	+400%	1	5	+400%	8	10	+25%	3	7	+133%
	SECURITY CHECKS	81	94	+16%	57	94	+65%	356	389	+9%	181	277	+53%
	SHOTS FIRED	14	16	+14%	32	16	-50%	114	109	-4%	74	61	-18%
	LOITERING & PROSTITUTION	19	21	+11%	27	21	-22%	110	59	-46%	28	49	+75%
	REPORTS	APR 2023	MAY 2023	% CHANGE	MAY 2022	MAY 2023	% CHANGE	YTD 2022	YTD 2023	% CHANGE	Dec-Feb 2022/23	Mar-May 2023	% CHANGE
	ARRESTS	38	42	+11%	38	42	+11%	198	193	-3%	104	120	+15%
	FROM WARRANTS	6	7	+17%	9	7	-22%	50	40	-20%	18	26	+44%
	CITATION REPORTS	26	40	+54%	104	40	-62%	186	159	-15%	69	116	+68%
IMPOUND REPORTS	54	73	+35%	55	73	+33%	341	267	-22%	136	170	+25%	
TRAFFIC COLLISION REPORTS	15	26	+73%	13	26	+100%	83	110	+33%	63	61	-3%	
FIELD CONTACTS	0	3	-%	3	3	0%	12	11	-8%	5	7	+40%	