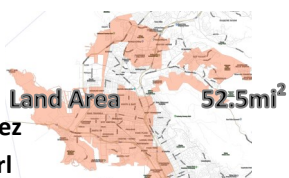




AUGUST 2023

Mayor Eduardo Martinez
City Manager Shasa Curl



CRIME-STAT REPORT Richmond Police Department

CITYWIDE 2023

Chief of Police
Assistant Chief
Administration
Operations
Investigations

Bisa French
T. Simmons
Capt. E. Smith
Capt. M. Stonebraker
Capt. J. Lopez



CITYWIDE INDEX CRIMES 2023	JAN	FEB	MAR	APR	MAY	JUN	JUL	AUG	SEPT	OCT	NOV	DEC	YTD TOTAL
HOMICIDE	0	0	1	2	0	2	1	1					7
SEXUAL ASSAULT	16	12	11	6	7	8	3	8					71
ROBBERY	31	19	19	16	25	24	29	36					199
AGGRAVATED ASSAULT	66	61	49	71	80	96	66	91					580
BURGLARY	23	27	24	33	31	24	21	30					213
LARCENY-THEFT	150	135	119	156	115	137	145	157					1114
VEHICLE-THEFT	102	66	99	103	103	113	104	109					799
ARSON	3	1	3	1	0	7	1	2					18
INDEX CRIMES TOTALS	391	321	325	388	361	411	370	434					3,001

YEAR OVER YEAR	2021	2022	2023	2024	2025	2026
HOMICIDE	18	18				
RAPE	86	114				
ROBBERY	243	258				
ASSAULT	832	857				
BURGLARY	311	262				
LARCENY-THEFT	1893	1993				
VEHICLE-THEFT	1044	1068				
ARSON	44	34				
INDEX CRIMES TOTALS	4471	4604				

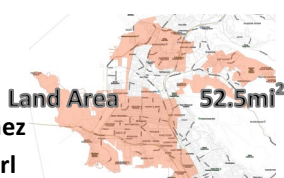
** To provide crime stat data to the public as expeditiously as possible, the crime stats presented on this page are based on UNAUDITED RMS data gathered from police reports throughout all steps of the report writing process and are therefore subject to change until Records Audit and NIBRS validation is complete.

The perception may be that the City of Richmond's lower level crime statistics have increased. This change in reporting is not expected to reflect an actual increase in crime, but rather a change in the way crimes will be reported.



AUGUST 2023

Mayor Eduardo Martinez
City Manager Shasa Curl



CRIME-STAT REPORT Richmond Police Department

CITYWIDE

Administration
Patrol Operations
Traffic & Special Events
Communications
Records

Lt. D. Reina
Lt. D. Decious
M. Schlemmer
N. Contreras



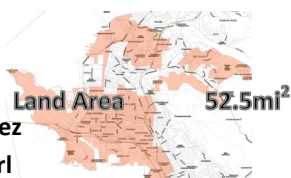
UCR AND NIBRS COMPARISON

MONTHLY COMPARISON	INDEX CRIMES 2023	AUG 2023			AUG 2022			YTD 2023		
		UCR	NIBRS	% CHANGE	UCR	NIBRS	% CHANGE	UCR	NIBRS	% CHANGE
		HOMICIDE	1	1	0%	5	5	0%	7	7
SEXUAL ASSAULT	5	8	+60%	8	10	+25%	41	71	+73%	
ROBBERY	33	36	+9%	19	21	+11%	175	199	+14%	
AGGRAVATED ASSAULT	34	91	+168%	17	77	+353%	147	580	+295%	
BURGLARY	69	30	-57%	60	18	-70%	485	213	-56%	
LARCENY-THEFT	108	157	+45%	109	166	+52%	774	1,114	+44%	
VEHICLE-THEFT	109	109	0%	89	91	+2%	797	799	+0%	
ARSON	2	2	0%	0	1	-%	18	18	0%	
INDEX CRIMES TOTALS	361	434	+20%	307	389	+27%	2,444	3,001	+23%	

YEARLY COMPARISON	INDEX CRIMES 2023	2022			2021		
		UCR	NIBRS	% CHANGE	UCR	NIBRS	% CHANGE
		HOMICIDE	18	18	0%	18	18
SEXUAL ASSAULT	82	114	+39%	65	86	+32%	
ROBBERY	236	258	+9%	244	243	-0%	
AGGRAVATED ASSAULT	229	857	+274%	295	832	+182%	
BURGLARY	630	262	-58%	653	311	-52%	
LARCENY-THEFT	1,226	1,993	+63%	1,349	1,893	+40%	
VEHICLE-THEFT	1,041	1,068	+3%	1,104	1,044	-5%	
ARSON	33	34	+3%	37	44	+19%	
INDEX CRIMES TOTALS	3,495	4,604	+32%	3,765	4,471	+19%	



AUGUST 2023



Mayor Eduardo Martinez
City Manager Shasa Curl

CRIME-STAT REPORT

Richmond Police Department

CITYWIDE

Chief of Police
Assistant Chief
Administration
Operations
Investigations

Bisa French
T. Simmons
Capt. E. Smith
Capt. M. Stonebraker
Capt. J. Lopez

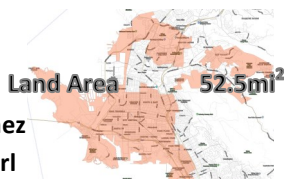


CITYWIDE OFFENSES

INDEX CRIMES 2023	JUL 2023	AUG 2023	% CHANGE	AUG 2022	AUG 2023	% CHANGE	YTD 2022	YTD 2023	% CHANGE	Mar-May 2023	Jun-Aug 2023	% CHANGE
HOMICIDE	1	1	0%	5	1	-80%	18	7	-61%	3	4	+33%
SEXUAL ASSAULT	3	8	+167%	10	8	-20%	79	71	-10%	24	19	-21%
ROBBERY	29	36	+24%	21	36	+71%	179	199	+11%	60	89	+48%
AGGRAVATED ASSAULT	66	91	+38%	77	91	+18%	601	580	-3%	200	253	+27%
BURGLARY	21	30	+43%	18	30	+67%	182	213	+17%	88	75	-15%
LARCENY-THEFT	145	157	+8%	166	157	-5%	1,336	1,114	-17%	390	439	+13%
VEHICLE-THEFT	104	109	+5%	91	109	+20%	689	799	+16%	305	326	+7%
ARSON	1	2	+100%	1	2	+100%	27	18	-33%	4	10	+150%
INDEX CRIMES TOTALS	370	434	+17%	389	434	+12%	3,111	3,001	-4%	1,074	1,215	+13%
GROUP A CRIMES 2023	JUL 2023	AUG 2023	% CHANGE	AUG 2022	AUG 2023	% CHANGE	YTD 2022	YTD 2023	% CHANGE	Mar-May 2023	Jun-Aug 2023	% CHANGE
HOMICIDE	1	1	0%	5	1	-80%	18	7	-61%	3	4	+33%
SEX OFFENSES (FORCIBLE)	3	8	+167%	9	8	-11%	74	64	-14%	20	19	-5%
SEX OFFENSES (NON-FORCIBLE)	0	0	-%	1	0	-100%	5	7	+40%	4	0	-100%
ROBBERY	29	36	+24%	21	36	+71%	179	199	+11%	60	89	+48%
AGGRAVATED ASSAULT	66	91	+38%	77	91	+18%	601	580	-3%	200	253	+27%
SIMPLE ASSAULT	32	47	+47%	42	47	+12%	289	347	+20%	155	133	-14%
INTIMIDATION	22	17	-23%	16	17	+6%	99	143	+44%	62	60	-3%
BURGLARY	21	30	+43%	18	30	+67%	182	213	+17%	88	75	-15%
LARCENY/ THEFT	145	157	+8%	166	157	-5%	1,336	1,114	-17%	390	439	+13%
MOTOR VEHICLE THEFT	104	109	+5%	91	109	+20%	689	799	+16%	305	326	+7%
ARSON	1	2	+100%	1	2	+100%	27	18	-33%	4	10	+150%
BRIBERY	0	0	-%	0	0	-%	0	0	-%	0	0	-%
COUNTERFEITING/FORGERY	2	3	+50%	0	3	-%	14	20	+43%	10	5	-50%
VANDALISM	58	67	+16%	63	67	+6%	442	424	-4%	151	177	+17%
DRUG/NARCOTIC VIOLATIONS	21	24	+14%	13	24	+85%	103	124	+20%	50	58	+16%
EMBEZZLEMENT	1	1	0%	3	1	-67%	8	3	-63%	0	3	-%
EXTORTION/BLACKMAIL	1	2	+100%	1	2	+100%	3	4	+33%	1	3	+200%
FRAUD	23	27	+17%	44	27	-39%	269	175	-35%	64	70	+9%
GAMBLING	0	0	-%	0	0	-%	0	0	-%	0	0	-%
KIDNAPPING	4	6	+50%	4	6	+50%	41	49	+20%	20	17	-15%
PORNOGRAPHY	1	1	0%	0	1	-%	3	6	+100%	2	4	+100%
PROSTITUTION	0	3	-%	0	3	-%	3	10	+233%	0	6	-%
STOLEN PROPERTY	6	12	+100%	6	12	+100%	33	48	+45%	20	19	-5%
WEAPONS LAW VIOLATIONS	19	22	+16%	37	22	-41%	218	164	-25%	71	66	-7%
HUMAN TRAFFICKING	0	0	-%	0	0	-%	0	2	-%	0	1	-%
GROUP A CRIMES TOTAL	560	666	+19%	618	666	+8%	4,636	4,520	-3%	1,680	1,837	+9%



AUGUST 2023



Mayor Eduardo Martinez
City Manager Shasa Curl

CRIME-STAT REPORT

Richmond Police Department

CITYWIDE

Administration
Patrol Operations
Traffic & Special Events
Communications
Records

Lt. D. Reina
Lt. D. Decious
M. Schlemmer
N. Contreras

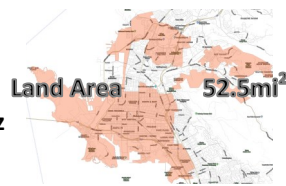


CITYWIDE	CALLS FOR SERVICE	JUL 2023	AUG 2023	% CHANGE	AUG 2022	AUG 2023	% CHANGE	YTD 2022	YTD 2023	% CHANGE	Mar-May 2023	Jun-Aug 2023	% CHANGE
	ALL CALLS	7,359	7,502	+2%	6,237	7,502	+20%	52,356	53,215	+2%	20,039	21,651	+8%
	OFFICER INITIATED	1,483	1,592	+7%	1,252	1,592	+27%	9,072	9,555	+5%	3,368	4,346	+29%
	TRAFFIC STOPS	490	450	-8%	543	450	-17%	4,498	3,607	-20%	1,351	1,431	+6%
	PEDESTRIAN STOPS	21	22	+5%	10	22	+120%	122	126	+3%	36	62	+72%
	COMMUNITY ENGAGEMENTS	6	5	-17%	1	5	+400%	41	40	-2%	17	13	-24%
	SECURITY CHECKS	277	313	+13%	203	313	+54%	1,334	1,825	+37%	695	830	+19%
	SHOTS FIRED	72	78	+8%	84	78	-7%	726	688	-5%	261	230	-12%
	LOITERING & PROSTITUTION	16	22	+38%	24	22	-8%	275	154	-44%	73	56	-23%
	REPORTS	JUL 2023	AUG 2023	% CHANGE	AUG 2022	AUG 2023	% CHANGE	YTD 2022	YTD 2023	% CHANGE	Mar-May 2023	Jun-Aug 2023	% CHANGE
	ARRESTS	150	165	+10%	130	165	+27%	1153	1023	-11%	393	447	+14%
	FROM WARRANTS	40	41	+3%	41	41	0%	332	291	-12%	97	118	+22%
	CITATION REPORTS	106	99	-7%	136	99	-27%	1299	1163	-10%	361	290	-20%
IMPOUND REPORTS	282	365	+29%	276	365	+32%	1833	1557	-15%	673	964	+43%	
TRAFFIC COLLISION REPORTS	79	66	-16%	61	66	+8%	400	339	-15%	163	235	+44%	
FIELD CONTACTS	24	34	+42%	35	34	-3%	271	236	-13%	89	90	+1%	



AUGUST 2023

Mayor Eduardo Martinez
City Manager Shasa Curl



CRIME-STAT REPORT
Richmond Police Department
DISTRICT COMPARISON

Administration
Patrol Operations
Traffic & Special Events
Communications
Records

Lt. D. Reina
Lt. D. Decious
M. Schlemmer
N. Contreras

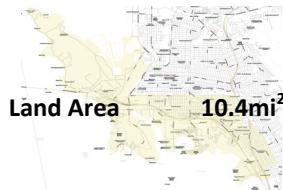


CITYWIDE INDEX CRIMES 2023	SOUTHERN			CENTRAL			NORTHERN		
	JUL	AUG	% CHANGE	JUL	AUG	% CHANGE	JUL	AUG	% CHANGE
HOMICIDE	0	0	-%	0	1	-%	1	0	-100%
SEXUAL ASSAULT	1	2	+100%	0	1	-%	2	5	+150%
ROBBERY	12	13	+8%	9	10	+11%	8	13	+63%
AGGRAVATED ASSAULT	22	28	+27%	23	39	+70%	21	24	+14%
BURGLARY	8	8	0%	3	5	+67%	10	17	+70%
LARCENY-THEFT	58	63	+9%	27	23	-15%	60	71	+18%
VEHICLE-THEFT	30	38	+27%	35	27	-23%	39	44	+13%
ARSON	1	2	+100%	0	0	-%	0	0	-%
INDEX CRIMES TOTALS	132	154	+17%	97	106	+9%	141	174	+23%
GROUP A CRIMES 2023	SOUTHERN			CENTRAL			NORTHERN		
	JUL	AUG	% CHANGE	JUL	AUG	% CHANGE	JUL	AUG	% CHANGE
HOMICIDE	0	0	-%	0	1	-%	1	0	-100%
SEX OFFENSES (FORCIBLE)	1	2	+100%	0	1	-%	2	5	+150%
SEX OFFENSES (NON-FORCIBLE)	0	0	-%	0	0	-%	0	0	-%
ROBBERY	12	13	+8%	9	10	+11%	8	13	+63%
AGGRAVATED ASSAULT	22	28	+27%	23	39	+70%	21	24	+14%
SIMPLE ASSAULT	6	14	+133%	12	15	+25%	14	18	+29%
INTIMIDATION	6	8	+33%	8	5	-38%	8	4	-50%
BURGLARY	8	8	0%	3	5	+67%	10	17	+70%
LARCENY/THEFT	58	63	+9%	27	23	-15%	60	71	+18%
MOTOR VEHICLE THEFT	30	38	+27%	35	27	-23%	39	44	+13%
ARSON	1	2	+100%	0	0	-%	0	0	-%
BRIBERY	0	0	-%	0	0	-%	0	0	-%
COUNTERFEITING/FORGERY	1	0	-100%	0	3	-%	1	0	-100%
VANDALISM	19	28	+47%	15	20	+33%	24	19	-21%
DRUG/NARCOTIC VIOLATIONS	9	10	+11%	11	9	-18%	1	5	+400%
EMBEZZLEMENT	0	0	-%	0	0	-%	1	1	0%
EXTORTION/BLACKMAIL	0	1	-%	0	0	-%	1	1	0%
FRAUD	7	9	+29%	5	4	-20%	11	14	+27%
GAMBLING	0	0	-%	0	0	-%	0	0	-%
KIDNAPPING	0	1	-%	2	2	0%	2	3	+50%
PORNOGRAPHY	1	0	-100%	0	0	-%	0	1	-%
PROSTITUTION	0	0	-%	0	1	-%	0	2	-%
STOLEN PROPERTY	5	2	-60%	1	4	+300%	0	6	-%
WEAPONS LAW VIOLATIONS	5	8	+60%	6	9	+50%	8	5	-38%
HUMAN TRAFFICKING	0	0	-%	0	0	-%	0	0	-%
GROUP A CRIMES TOTAL	191	235	+23%	157	178	+13%	212	253	+19%

DISTRICT COMPARISON



AUGUST 2023



CRIME-STAT REPORT
Richmond Police Department

SOUTHERN DISTRICT



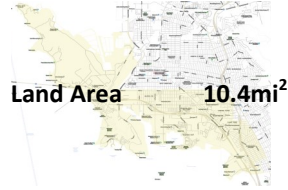
Lt. D. Decious
Sgts. E. Melgoza M. Castillo C. Llamas

Table with 13 columns: Crime Category, JUL 2023, AUG 2023, % CHANGE, AUG 2022, AUG 2023, % CHANGE, YTD 2022, YTD 2023, % CHANGE, Mar-May 2023, Jun-Aug 2023, % CHANGE. Rows include INDEX CRIMES 2023, GROUP A CRIMES 2023, and various crime types like HOMICIDE, ROBBERY, BURGLARY, etc.

SOUTHERN DISTRICT



AUGUST 2023



CRIME-STAT REPORT
Richmond Police Department
SOUTHERN DISTRICT



Lt. D. Decious

Sgts. E. Melgoza M. Castillo C. Llamas

SOUTHERN	CALLS FOR SERVICE	JUL 2023	AUG 2023	% CHANGE	AUG 2022	AUG 2023	% CHANGE	YTD 2022	YTD 2023	% CHANGE	Mar-May 2023	Jun-Aug 2023	% CHANGE
	ALL CALLS	2,457	2,618	+7%	2,144	2,618	+22%	17,077	18,331	+7%	6,906	7,389	+7%
	OFFICER INITIATED	563	583	+4%	417	583	+40%	2,993	3,791	+27%	1,327	1,650	+24%
	TRAFFIC STOPS	173	167	-3%	224	167	-25%	1,402	1,347	-4%	525	512	-2%
	PEDESTRIAN STOPS	8	7	-13%	2	7	+250%	25	36	+44%	10	18	+80%
	COMMUNITY ENGAGEMENTS	3	4	+33%	0	4	-%	21	22	+5%	6	9	+50%
	SECURITY CHECKS	97	102	+5%	62	102	+65%	418	736	+76%	307	306	-0%
	SHOTS FIRED	20	31	+55%	22	31	+41%	223	226	+1%	94	70	-26%
	LOITERING & PROSTITUTION	2	2	0%	3	2	-33%	12	14	+17%	1	6	+500%
	REPORTS	JUL 2023	AUG 2023	% CHANGE	AUG 2022	AUG 2023	% CHANGE	YTD 2022	YTD 2023	% CHANGE	Mar-May 2023	Jun-Aug 2023	% CHANGE
ARRESTS	54	56	+4%	44	56	+27%	429	373	-13%	135	159	+18%	
FROM WARRANTS	18	15	-17%	14	15	+7%	139	119	-14%	34	52	+53%	
CITATION REPORTS	34	39	+15%	68	39	-43%	341	289	-15%	129	112	-13%	
IMPOUND REPORTS	106	126	+19%	80	126	+58%	678	794	+17%	257	371	+44%	
TRAFFIC COLLISION REPORTS	15	29	+93%	11	29	+164%	92	159	+73%	59	68	+15%	
FIELD CONTACTS	17	26	+53%	31	26	-16%	227	204	-10%	77	72	-6%	



AUGUST 2023



CRIME-STAT REPORT
Richmond Police Department

CENTRAL DISTRICT

Lt. E. Loucas
Sgts. M. Bailey L. Joseph
J. Moody P. Cooper



Table with 13 columns: INDEX CRIMES 2023, JUL 2023, AUG 2023, % CHANGE, AUG 2022, AUG 2023, % CHANGE, YTD 2022, YTD 2023, % CHANGE, Mar-May 2023, Jun-Aug 2023, % CHANGE. Rows include HOMICIDE, SEXUAL ASSAULT, ROBBERY, AGGRAVATED ASSAULT, BURGLARY, LARCENY-THEFT, VEHICLE-THEFT, ARSON, and various GROUP A CRIMES.

CENTRAL DISTRICT



AUGUST 2023



CRIME-STAT REPORT
Richmond Police Department

CENTRAL DISTRICT

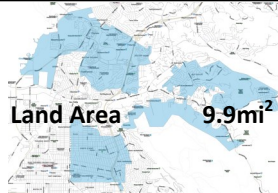
Lt. E. Loucas
Sgts. M. Bailey L. Joseph
J. Moody P. Cooper



Table with 13 columns: Category, JUL 2023, AUG 2023, % CHANGE, AUG 2022, AUG 2023, % CHANGE, YTD 2022, YTD 2023, % CHANGE, Mar-May 2023, Jun-Aug 2023, % CHANGE. Rows include CALLS FOR SERVICE (ALL CALLS, OFFICER INITIATED, TRAFFIC STOPS, PEDESTRIAN STOPS, COMMUNITY ENGAGEMENTS, SECURITY CHECKS, SHOTS FIRED, LOITERING & PROSTITUTION) and REPORTS (ARRESTS, FROM WARRANTS, CITATION REPORTS, IMPOUND REPORTS, TRAFFIC COLLISION REPORTS, FIELD CONTACTS).



AUGUST 2023



CRIME-STAT REPORT
Richmond Police Department
NORTHERN DISTRICT

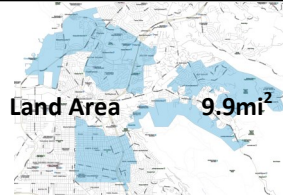
Lt. C. Dean
Sgts. D. Patchin A. Caine B. Therriault



Table with 13 columns: INDEX CRIMES 2023, JUL 2023, AUG 2023, % CHANGE, AUG 2022, AUG 2023, % CHANGE, YTD 2022, YTD 2023, % CHANGE, Mar-May 2023, Jun-Aug 2023, % CHANGE. Rows include HOMICIDE, SEXUAL ASSAULT, ROBBERY, AGGRAVATED ASSAULT, BURGLARY, LARCENY-THEFT, VEHICLE-THEFT, ARSON, and various GROUP A CRIMES.



AUGUST 2023



CRIME-STAT REPORT
Richmond Police Department



Lt. C. Dean

Sgts. D. Patchin A. Caine B. Therriault

NORTHERN DISTRICT

NORTHERN	CALLS FOR SERVICE	JUL 2023	AUG 2023	% CHANGE	AUG 2022	AUG 2023	% CHANGE	YTD 2022	YTD 2023	% CHANGE	Mar-May 2023	Jun-Aug 2023	% CHANGE
	ALL CALLS	2,716	2,731	+1%	2,212	2,731	+23%	18,096	19,399	+7%	7,398	7,892	+7%
	OFFICER INITIATED	429	527	+23%	262	527	+101%	2,458	2,894	+18%	1,088	1,323	+22%
	TRAFFIC STOPS	140	141	+1%	124	141	+14%	1,149	1,045	-9%	417	425	+2%
	PEDESTRIAN STOPS	3	6	+100%	3	6	+100%	39	28	-28%	7	14	+100%
	COMMUNITY ENGAGEMENTS	2	0	-100%	1	0	-100%	13	12	-8%	7	2	-71%
	SECURITY CHECKS	151	157	+4%	74	157	+112%	537	797	+48%	277	408	+47%
	SHOTS FIRED	25	19	-24%	26	19	-27%	199	168	-16%	61	59	-3%
	LOITERING & PROSTITUTION	10	16	+60%	14	16	+14%	202	94	-53%	49	35	-29%
	REPORTS	JUL 2023	AUG 2023	% CHANGE	AUG 2022	AUG 2023	% CHANGE	YTD 2022	YTD 2023	% CHANGE	Mar-May 2023	Jun-Aug 2023	% CHANGE
ARRESTS	37	49	+32%	43	49	+14%	325	318	-2%	120	125	+4%	
FROM WARRANTS	7	10	+43%	12	10	-17%	84	65	-23%	26	25	-4%	
CITATION REPORTS	34	34	0%	22	34	+55%	260	253	-3%	116	94	-19%	
IMPOUND REPORTS	54	114	+111%	74	114	+54%	514	505	-2%	170	238	+40%	
TRAFFIC COLLISION REPORTS	30	22	-27%	11	22	+100%	118	208	+76%	61	98	+61%	
FIELD CONTACTS	5	2	-60%	2	2	0%	23	18	-22%	7	7	0%	